




Artex Adjustable Gates are a durable, flexible solution for any application. We've designed our gates to easily install and adjust to fit any space within your facility, no cutting or clamping needed.

We Know That Everyone's Needs are a bit different, which is why we offer a variety of 3, 4, and 5 bar gate options. We offer options with or without man-passes, as well as a variety of hinge, latch, and support wheel options.



Adjustable Doesn't Mean Flimsy, our gates are strong and durable enough to stand up to the toughest applications. Built out of a heavier gauge steel, with an adjustable insert that over-laps 0.61m (2Ft) on the inside, our gates are designed for sturdy, long-lasting use.



Artex Adjustable Gate Features

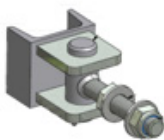
- Fully adjustable
- Easily replaceable latch stubs
- Built with a strong, reinforced frame
- Available with optional support wheel
- Hot dipped galvanized for long-lasting use
- Choose from multiple latch and hinge options
- Variety of sizes for spaces from 1.8m (6') to 8.2m (27')



Multiple Hinge Options



Corner



Weld-On



3 Way



360°



1 Way



Wall

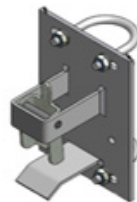
Multiple Latch Options



Barrel Bolt



Stub-Latch



1 Way



T-Chain



2 Way

Support Wheel

